

CAPITAL CITIES: EMBRACING THE CHANGE AND TAPPING INTO OPPORTUNITIES

13th December 2013
University of Latvia
Riga, Latvia





LATVIJAS
UNIVERSITĀTE
ANNO 1919



CENTRE FOR EUROPEAN
AND TRANSITION STUDIES

Research at CETTS: Regions vs. Capital

Ph.D. stud. Aleksandrs Dahs

Prof. Tatjana Muravska

Centre for European and Transition Studies /

Jean Monnet Centre of Excellence

University of Latvia

Jean Monnet
Centre of Excellence
University of Latvia

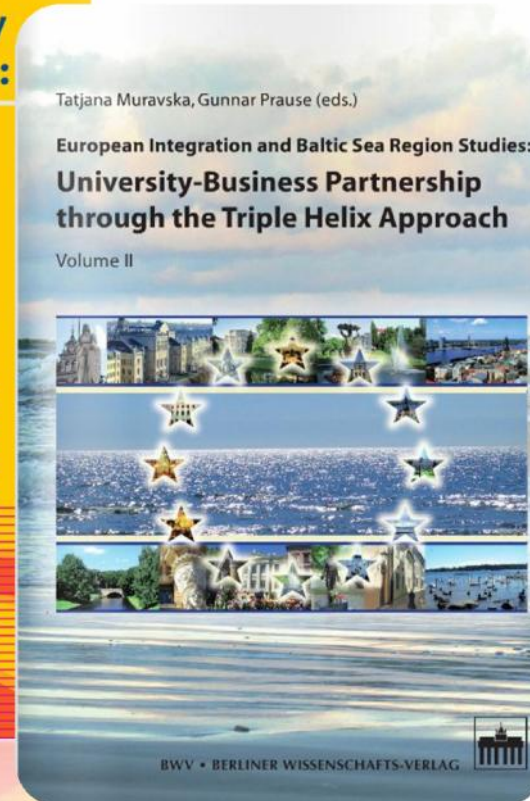




About CETs

- Established in **2006** to promote **interdisciplinary** **University-Business** **partnership** via the **Triple Helix Approach**.

- Research
 - Regional
 - Social
 - Cooperation
 - Conference
- Publications
- CETS projects



loquia
ns/)

Curie



CETS researchers have recently joined other leading scientists from major Latvian universities and fifty innovative companies who have teamed up for joint research and development projects.

Research institutions

Research inst./industry

Industry

Res

RESEARCH:
universities,
collegiate, research
institutes, hospitals

TECHNOLOGY TRANSFER:
Probation, prototyping,
scale-up, science and
technology parks,
hospitals

**NEW PRODUCTS AND
EXPERIMENTAL
PRODUCTION**
innovative companies

WITHIN BIRTI PROJECT

in

ideas

territorial cooperation

rich

rights and

development and





LATVIJAS
UNIVERSITĀTE
ANNO 1919

Project Experience



EUROPEAN UNION
EUROPEAN REGIONAL DEVELOPMENT FUND
INVESTING IN YOUR FUTURE



**CENTRAL BALTIC
INTERREG IV A
PROGRAMME
2007-2013**

CentralBaltic
JobFerry



Labour Plus

Ethnic minority participation through
education and employment



Cooperatives of Employment
and Services in Rural areas



**BALTIC SEA
LABOUR FORUM**

Working together through Social Dialogue



Centralbaltic Job Ferry



In 2011 CETS initiated a cross-border cooperation for stimulating labour market mobility within the framework of the international project 'Centralbaltic Job Ferry' under the Central Baltic INTERREG IV A programme.

- Available info
- About CB Job Ferry
- Partners & supporters
- Services & advice
- News & publications

Proc
to
inv

Info on Recognition

Do you have questions on the recognition of foreign qualifications and the duration, costs and terms of the recognition procedures? The "Centralbaltic Job Ferry" platform provides all information on verification procedures in Estonia, Finland, Latvia and Sweden region and links to responsible authorities.

FIND INFORMATION ▶



Job Seekers

Education Seekers

Employers & Experts

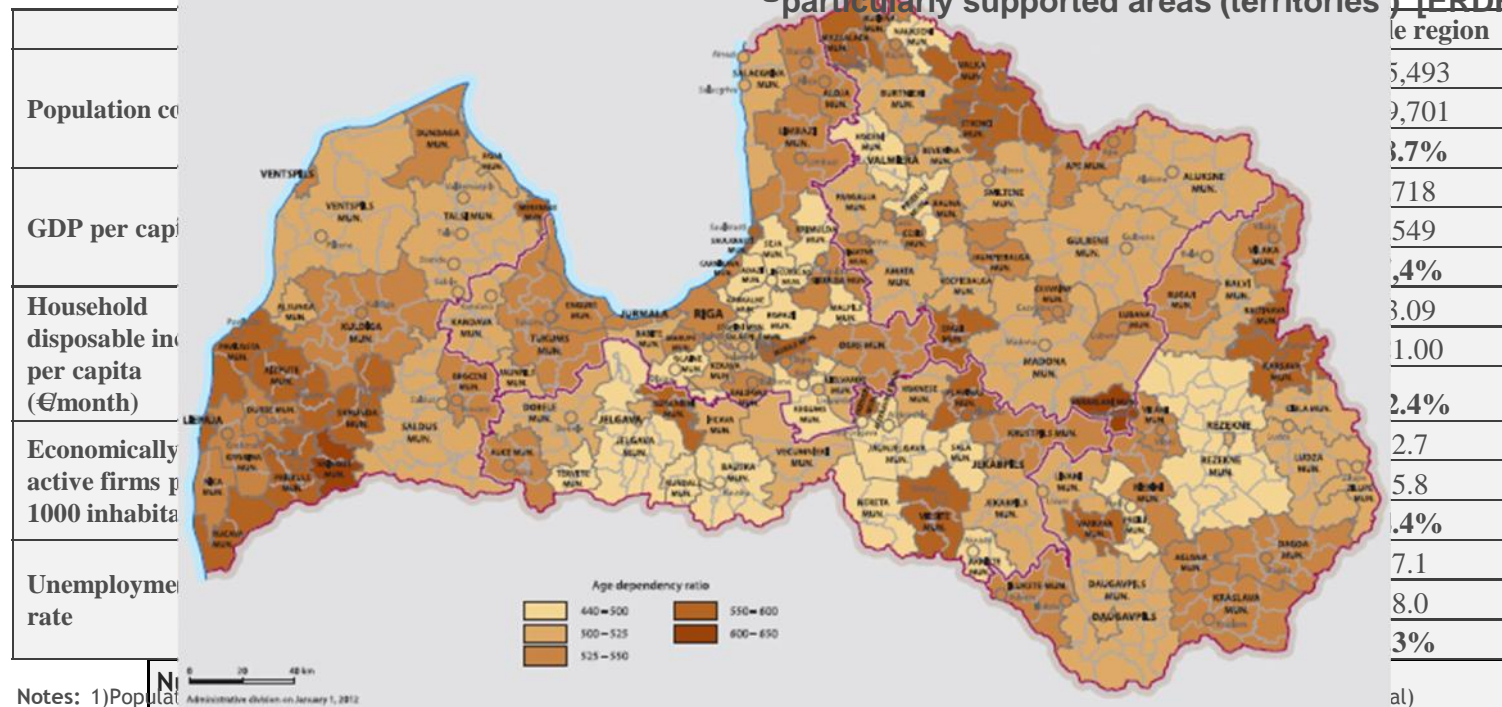
Info on Recognition



EPRC - EoRPA

“Over the last 10 years, cities across the world have been working together in the field of national and regional growth - supporting research centres to remain at the forefront of the **European Policies Research Centre**” (EPRC) at the university of Strathclyde.

‘Aid/support to investments made into development of regional disparities in Latvia (key indicators) particularly supported areas (territories) [ERDF]



Notes: 1) Population values of Riga city are not included in the regional data. Source: Adapted from the Statistical Bureau of Latvia database: <http://www.stat.gov.lv> (accessed 22 April 2013) and the source: State Regional Development Agency Report 'Development of Regions in Latvia in 2011'. Number of supported enterprises (2013 goal - 71) 22.54%



"Population Data Collection For European Local Administrative Units From 1960"

Recalculation of the historic population data in accordance with the current administrative boundaries in Latvia was completed as part of work on the DG REGIO 2012 tender "Population Data Collection For European Local Administrative Units From 1960" undertaken in by researchers and experts from many Member States and directed by the Luxembourg-based research centre "Spatial Foresight" GmbH.

Changes in population figures in selected municipalities in Latvia between population censuses, 1959-2011

During the initial research, it became evident that in Latvia a significant data recalculation is necessary in order to be able to depict historic population changes on any of the national analysis.

Municipality	1959-1970	1970-1979	1979-1989	1989-2000	2000-2011
Aglonas novads	-0,215*	-0,120*	-0,152*	-0,163*	-0,283*
Aizkraukles novads	3,673*	0,344*	0,390*	-0,076	-0,138
Aknīstes novads	-0,074	-0,111	-0,135*	0,039*	-0,217*
Alojas novads	0,014	-0,031	-0,067*	-0,029*	-0,257*
Alsungas novads	0,219	-0,170*	-0,037*	-0,052	-0,292*
Amatas novads	-0,133*	-0,125*	-0,070*	0,026*	-0,186*
dažu novads	0,109*	0,659*	0,331*	-0,187*	0,449*
Babītes novads	0,232	0,074*	0,218*	-0,025*	0,421*
Baldones novads	0,098	0,078*	0,100*	-0,058	0,115*
Baltinavas novads	-0,247*	-0,227*	-0,270*	-0,103*	-0,303*
...

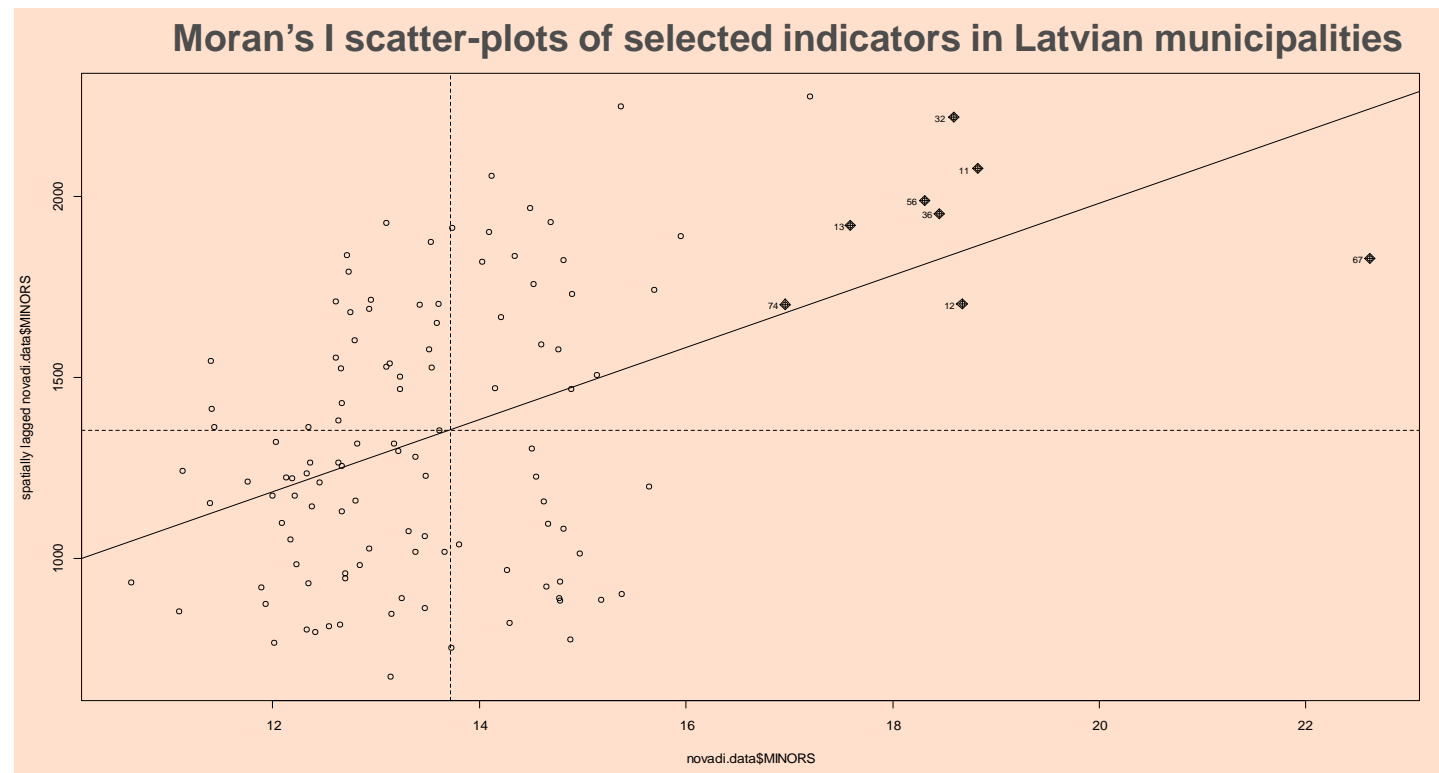
Administrative divisions of Latvia in 1951 and after the administrative territorial reform of 2009
Country mean: 0,151 and after 0,001 **0,035** **-0,067** **-0,117**

Source: Law "Administratīvā teritoriālās reformas likums" of 21.10.1998. Available at: <http://www.likumli.lv/doc.php?id=51528>
 Note: *factual data falls outside 95% confidence interval (α=0,05), assuming normal distribution, and requires additional investigation

Source: CETS calculations based on historical census data




- Focus on societal and demographic issues
- Special attention to regional convergence
- Spatial econometric analysis





LATVIJAS
UNIVERSITĀTE
ANNO 1919



Thank you for your attention!

<http://www.lu.lv/cets>